


LRO



- Steam-proof which passed Japanese humidity test
- For bathroom or Spa usage
- Aluminium mounting rail for surface mount

Model No. **LRO** - **DF** - **IW**

Product Name	Length	Light source color	Cover type	Environment
LRO	0162 0302 0582 0862 1142	W : White WW : Warm white 3500K L30 : Warm white 3000K L27 : Warm white 2700K L24 : Warm white 2400K	DF:Diffuser	IW: IP65 (Indoor / Semi-outdoor)

Specification

Length	0162	0302	0582	0862	1142
Model No.	LRO-0162-DF-IW	LRO-0302-DF-IW	LRO-0582-DF-IW	LRO-0862-DF-IW	LRO-1142-DF-IW
Power consumption	1.2W	2.4W	4.8W	7.2W	9.6W
Fitting length(L)	162mm	302mm	582mm	862mm	1142mm
Weight	62g	100g	172g	234g	310g
Luminaire efficacy(2700K)	90.3 lm/W	90.3 lm/W	90.3 lm/W	90.3 lm/W	90.3 lm/W

Light source color ○ = Device inventory * = Equivalent

Light source color	0162	0302	0582	0862	1142
D 7100K	-	-	-	-	-
N 5000K	-	-	-	-	-
W 4000K Ra94	○ 100 lm*	○ 201 lm*	○ 401 lm*	○ 602 lm	○ 802 lm*
WW 3500K Ra94	○ 95 lm*	○ 191 lm*	○ 381 lm*	○ 572 lm	○ 862 lm*
L30 3000K Ra93	○ 86 lm*	○ 172 lm*	○ 344 lm*	○ 516 lm	○ 688 lm*
L27 2700K Ra93	○ 87 lm*	○ 174 lm*	○ 349 lm*	○ 523 lm	○ 697 lm*
L24 2400K Ra94	○ 83 lm*	○ 166 lm*	○ 331 lm*	○ 497 lm	○ 662 lm*
L21 2100K	-	-	-	-	-

General Specification

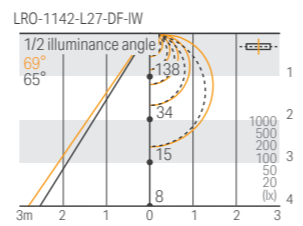
Input voltage	DC24V
Environment	Bathroom, semi-outdoor, Moistureproof (IP65) ¹
Max. length per circuit	4.5m
Material (body)	Polycarbonate, PVC cable, IP65 connector
Material (cover, clip)	Polycarbonate
Material (mounting rail)	Aluminum
Attachments	① Mounting clip 2pcs for 582mm or shorter 3pcs for 862mm or longer
Option parts	① Mounting clip ② Mounting rail ③ Power supply cable
Certification	CE, Complied with JIS0920, IP65
Operating temperature	0°C ~ +35°C (No Condensation)
Dimmable	Yes (0-10V/1-10V, DMX, DALI, PWM)
Power Supplies	Required

Max. connectable length per power supply

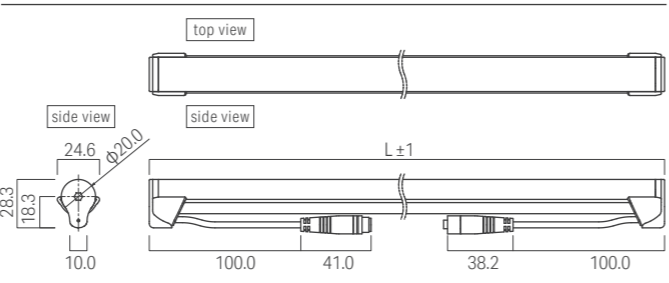
Length of LED fixture (70% loading factor) *: split into multiple circuits	Power supply
~4.1m	50W power supply
~8.3m*	100W power supply
~12.5m*	150W power supply

¹ Installing in a sauna, bathroom/shower room operated 24 hours a day is not allowed.

Light Intensity Refer to P.220



External dimensions



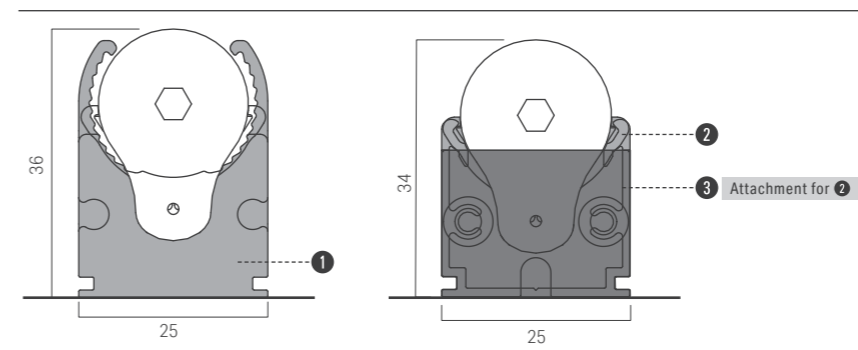
Prohibited installation places:

When using EFRO in semi-outdoor, it must be installed with the aluminum rail for EFRO. Please installed the LED fixture and the cable within the range of 45° eaves of the roof and 300 mm or more away from the ground or the floor. Please do not install the LED fixture and cables in the follow place:

- direct expose to water or pooling of water
- direct sunlight
- liquids including choline or chemicals
- high temperature and high humidity such as saunas and public bath
- coastal areas which are affected by sea spray

Caution
Do not cut the LED fixture and the lead wire of outdoor product at a job site. Please do appropriate treatment for the lead wire and connector of the terminal of outdoor LED fixture.

Cross sectional view



Option parts

① Mounting clip for EFRO Attachment
Model No : LRO-PT-A
Attached with LED fixture
2 pcs for 582 mm or shorter
3 pcs for 862 mm or longer
5 pcs for 983mm to 1463mm

- Holding LED fixture at both ends
- Angle adjustable
- Connectors can be put under the LED fixture
- Material: Clear polycarbonate

For extra order, 3 pcs / bag

② Aluminum mounting rail for EFRO ****
Model No : LRO-RL****-AL
****.Length (0164/0304/0584/0864/1144)

③ End cap for aluminum rail (2 pcs/bag) is included.

- For easy and quick installation: unnecessary to pre-align the clips
- Connectors can be put under LED fixture
- Material
Rail: Aluminum, End cap: Semi-clear polycarbonate
- Delivered with the same length as the product (Length variation: 164mm, 304mm, 584mm, 864mm, 1144mm)

④ Power supply cable 5M for AH1 connector OD3.5 Required
Model No : CAD-VA5000-FJNN-O

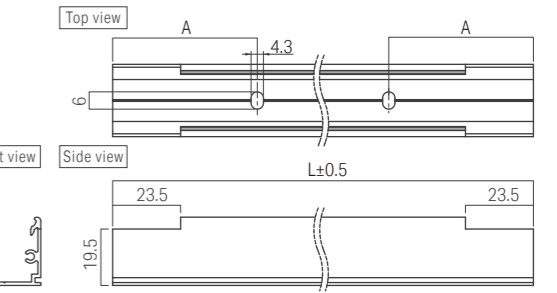
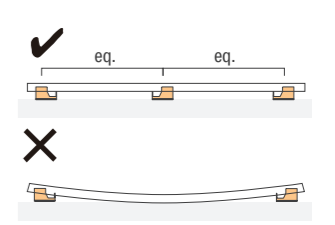
⑤ Connector cover for AH1 connector (1 pc/bag) is included

- Required for each circuit of LED fixture
- One side connector, one side bare wire
- 1 pcs of connector end cap (CC-MJ-O) is attached
- * to avoid water intrusion from the terminal connector of LED fixture

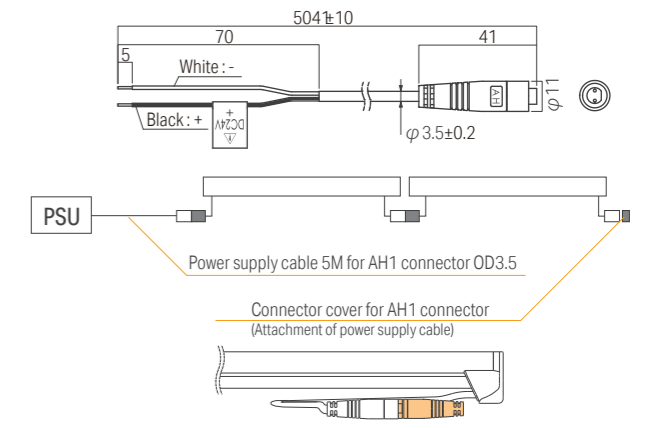
⑥ End cap for power supply cable Attachment for ④
Model No : CC-MJ-O

Cautions: Use accurate number of Mounting parts
Install 3pcs of Mounting clips at the middle and both edge sides of LED fixture if the LED fixture is longer than 862mm. Otherwise, the LED fixture will bow by its weight and may defect.

- Number of Mounting clips (LRO-PT-A)
2 pcs for 582 mm or shorter
3 pcs for 862 mm or longer



Length	0164	0304	0584,0864,1144
A(mm)	30	50	100



Cautions: Waterproofing process for terminal connector
The unenclosed connector at the terminal of LED fixture must be sealed with connector cover for AH1 connector which is attached with power supply cable (CAD-VA5000-FJNN-O). Make sure to rotate the fastening part until no longer can rotate.