



RIMiT series

Redesigned luminaire to go beyond
the limit of the minimum size

RIMiT[®] zen



Ultra-slim 12mm diameter
cylindrical light with 360°
all-around illumination

Releasing in September 2024




RIMiT[®] zen



point
1

Ultra-slim 12mm diameter
cylindrical light



point
2

Sleek wall mount light for
a floating light effect*

*Wall mount bracket is available for the midpoint lead wire type



midpoint lead wire type

point
3

Tailored in 25mm length
increments to fit
any space perfectly

Choose from 40 lengths (34mm to 1009mm) for the
one-end lead wire version or 8 lengths (159mm to
509mm) for the midpoint lead wire version



point
4

All-around efficient
illumination with an elegant
glow using pendant and
stand accessories



point
5

Bring imagination to life
where infinite possibilities
become realities!



LRMZE-T



Color management
MacAdam 3 step  **1** years warranty

- 12mm diameter all-around luminous dotless line lighting
- Midpoint lead wire option for wall mounting
- 40 lengths up to 1009mm (one end) or 8 up to 509mm (midpoint), in 25mm increments



Model No. (One end lead wire)

LRMZE - T **SS** - - **DF** - **I** - **8** **(C)**

Product Name	Length	Lead wire	Light source color	Cover Type	Environment	Wattage	Connector
LRMZE	Refer to Custom order length	SS : One end	N : Natural white W : White WW : Warm white 3500K L30 : Warm white 3000K L27 : Warm white 2700K L24 : Warm white 2400K	DF : Diffuser	I : Indoor	8 : 8.9W/m	Blank : Open end (C) : Connector

Model No. (Midpoint lead wire)

LRMZE - T **SC** - - **DF** - **I** - **8**

Product Name	Length	Lead wire	Light source color	Cover Type	Environment	Wattage
LRMZE	Refer to Custom order length	SC : Midpoint	N : Natural white W : White WW : Warm white 3500K L30 : Warm white 3000K L27 : Warm white 2700K L24 : Warm white 2400K	DF : Diffuser	I : Indoor	8 : 8.9W/m

Specification

Model No.	Lead wire	One end	Midpoint
	Open end	LRMZE-T1009SS- <input type="checkbox"/> - DF - I - 8	LRMZE-T0509SC- <input type="checkbox"/> - DF - I - 8
	Connector	LRMZE-T1009SS- <input type="checkbox"/> - DF - I - 8(C)	-
Wattage		8.9 W/m	4.5 W/509mm
Fitting length(L)		34mm - 1009mm	159mm - 509mm
Weight		70 g / 1009mm	38 g / 509mm
Luminaire efficacy(2700K)		56.3 lm/W	56.3 lm/W
Light source color	Delivered CCT	○ = Device inventory	
		Luminous flux for 1009mm	Luminous flux for 509mm
N 5000K Ra 91	4200K	○ 479 lm	○ 239 lm
W 4000K Ra 96	3500K	○ 571 lm	○ 285 lm
WW 3500K Ra 94	3100K	○ 578 lm	○ 289 lm
L30 3000K Ra 94	2700K	○ 510 lm	○ 255 lm
L27 2700K Ra 95	2400K	○ 501 lm	○ 251 lm
L24 2400K Ra 92	2200K	○ 466 lm	○ 233 lm

General Specification

Input voltage	DC24V
Environment	Indoors (no condensation)
Max. length Per circuit	Not connectable in series
Material (body)	Polycarbonate, Aluminum
Attachments	-
Accessories	Mounting clip, Lift parts, Magnet set A, Stand, Power supply cable
Certification	CE
Dimmable	Yes (0-10V/1-10V, DMX, DALI, PWM, Casambi)

Max. connectable length per power supply

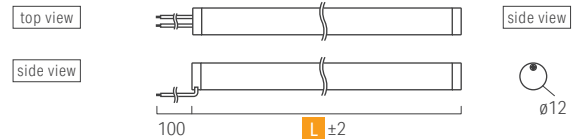
Length of LED fixture (70% loading factor) *: split into multiple circuits	Power supply
3.9 m*	50W power supply
7.8 m*	100W power supply
11.7 m*	150W power supply

Custom order size (One end lead wire)

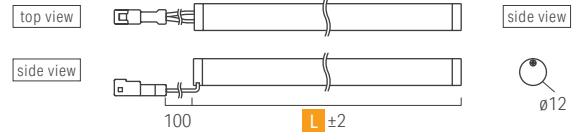
Length	Fitting length	Wattage	Mounting Clip
	L		
0034	34	0.2	1 pcs
0059	59	0.4	
0084	84	0.7	
0109	109	0.9	
0134	134	1.1	
0159	159	1.3	2 pcs Recommended pitch 60 to 230mm
0184	184	1.6	
0209	209	1.8	
0234	234	2.0	
0259	259	2.2	
0284	284	2.5	3 pcs Recommended pitch 140 to 370mm
0309	309	2.7	
0334	334	2.9	
0359	359	3.1	
0384	384	3.3	
0409	409	3.6	
0434	434	3.8	
0459	459	4.0	
0484	484	4.2	
0509	509	4.5	
0534	534	4.7	
0559	559	4.9	
0584	584	5.1	
0609	609	5.4	
0634	634	5.6	
0659	659	5.8	
0684	684	6.0	
0709	709	6.2	
0734	734	6.5	
0759	759	6.7	4 pcs Recommended pitch 250 to 400mm
0784	784	6.9	
0809	809	7.1	
0834	834	7.4	
0859	859	7.6	
0884	884	7.8	
0909	909	8.0	
0934	934	8.3	
0959	959	8.5	
0984	984	8.7	
1009	1009	8.9	

External dimension (One end lead wire)

Luci RIMiT zen Indoor / **SS** One end lead wire, Open end



Luci RIMiT zen Indoor / **SS** One end lead wire, Connector



Open end

Connector



Note for RIMiT Zen

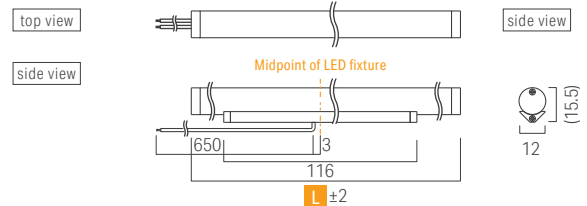
For lighting fixtures longer than 534mm, there may be a faint dark zone in the middle because of the product's structure. Please contact our sales representative to request for a sample.

Custom order size (Midpoint lead wire)

Length	Fitting length	Wattage	Mounting Clip
	L		
0159	159	1.3	2 pcs
0209	209	1.8	
0259	259	2.2	
0309	309	2.7	
0359	359	3.1	
0409	409	3.6	
0459	459	4.0	
0509	509	4.5	

External dimension (Midpoint lead wire)

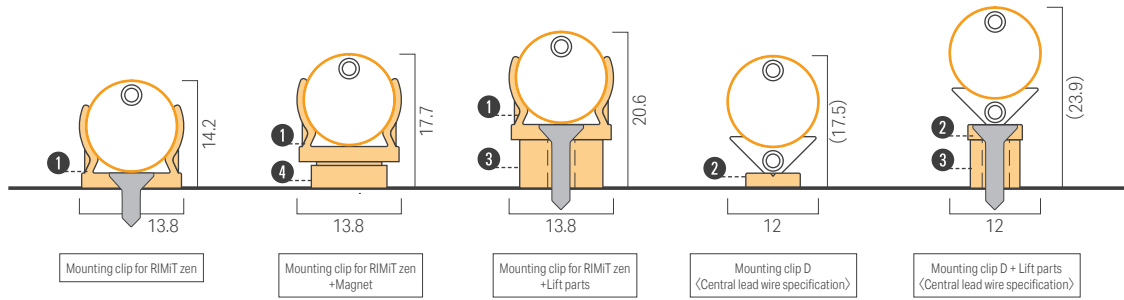
Luci RIMiT zen Indoor / **SC** Midpoint lead wire, Open end



For the midpoint lead wire type, a white heatsink is mounted at the center of the lighting fixture.

Luci RIMiT[®] zen

Cross sectional view with accessories



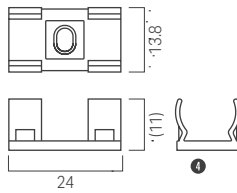
Accessories

1 Mounting clip for RIMiT zen

Model No : LRMZE-PT-L
5 pcs / 1 bag

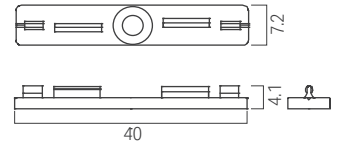


Magnet mounting available
④ Magnet set A



2 Mounting clip D for RIMiT

Model No : LRM-PT-D
5 pcs / 1 bag

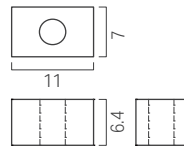


3 Lift parts for RIMiT

Model No : LRM-PT-B
5 pcs / 1 bag



Lift parts must be used with ① ② mounting clip



for Mounting clip installation

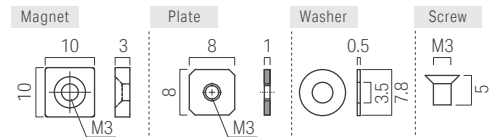
4 Magnet Set A

Model No : MG-A
5 pcs / 1 bag



Used for installing LED fixture with ① Mounting clip for RIMiT zen on metal plate.

Metal plate is required by installer.



5 Power supply cable 5M

Model No : CAD-5000-MEFE-O
1 pcs per circuit for connecting the LED fixture to power supply or dimmer driver.

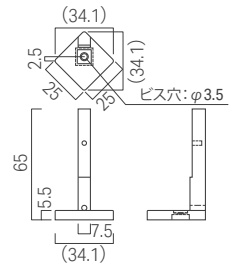


6 RIMiT stand

Model No : LRM-PT-M
1 pc / 1 bag
Max. length compatible with the stand is 409mm



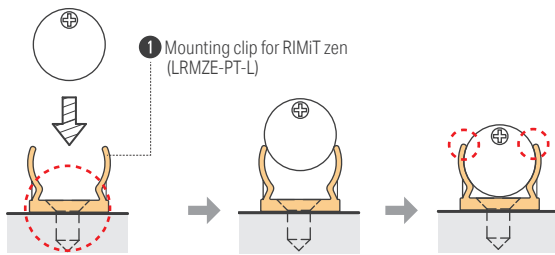
Magnet mounting available



Installing the product | One end lead wire specification

Mounting clip for RIMiT zen installation

The lighting can be rotated freely within the clip and cannot be mounted vertically with this clip.



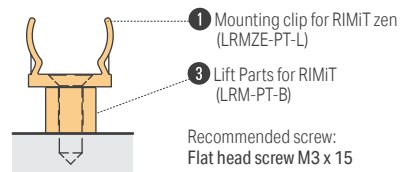
1 Mounting clip for RIMiT zen (LRMZE-PT-L)

Recommended screw:
Flat head screw M3

The mounting clips are designed to hold the LED fixture in place by spreading both sides. Please leave at least 3mm of gap on both sides for maintenance.

Please make sure to flush the Flat head screws with the surface of the mounting clip. Otherwise, the LED fixture may not be completely hooked and may fall off.

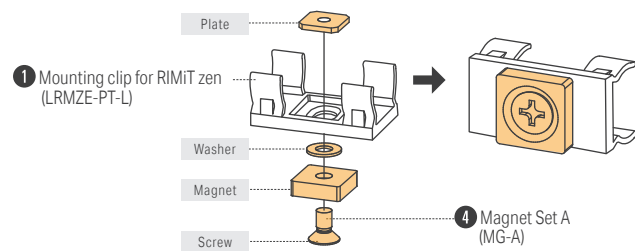
Mounting clip for RIMiT zen and Lift parts installation



Recommended screw:
Flat head screw M3 x 15

Lift parts must be used with 1 Mounting clip for RIMiT zen

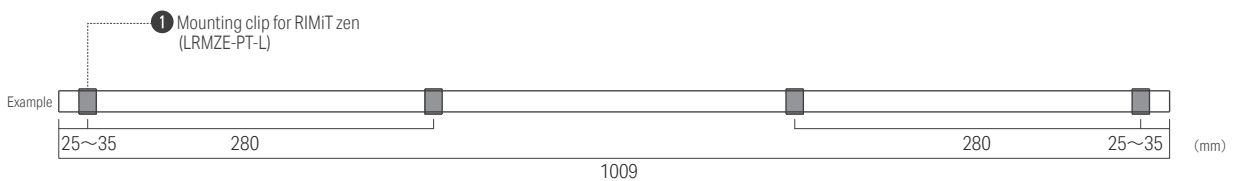
Mounting clip for RIMiT zen and Magnet installation



1 Mounting clip for RIMiT zen (LRMZE-PT-L)

4 Magnet Set A (MG-A)

Recommended positions for RIMiT zen mounting clips with screw or magnet

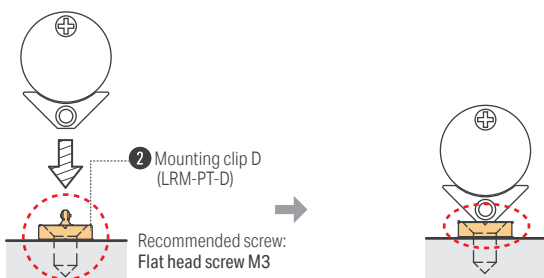


Recommended mounting positions vary depending on the length of the light fixture (pitch: 20mm - 300mm: quantity 2-5 pieces). Please refer to the attached table on p.4

Installing the product | Midpoint lead wire specification

Mounting clip D installation

For Midpoint lead wire type

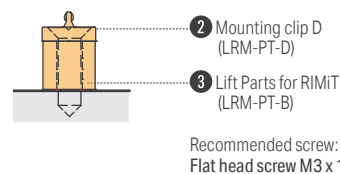


2 Mounting clip D (LRM-PT-D)

Recommended screw:
Flat head screw M3

Please make sure to flush the Flat head screws with the surface of the mounting clip. Otherwise, the LED fixture may not be completely hooked and fall off.

Mounting clip D and Lift parts installation



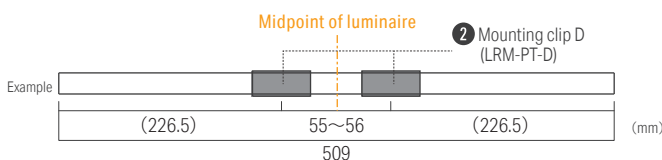
2 Mounting clip D (LRM-PT-D)

3 Lift Parts for RIMiT (LRM-PT-B)

Recommended screw:
Flat head screw M3 x 15

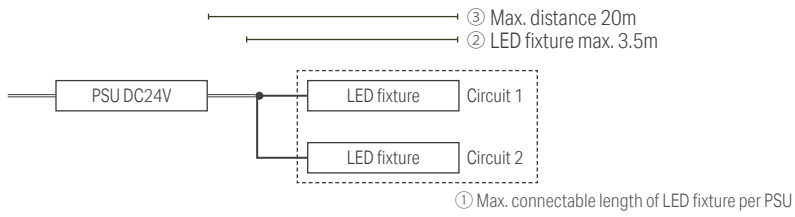
Lift parts must be used with 2 Mounting clip D

Recommended position of Mounting clip D and magnet



The number of clips and recommended mounting positions are the same for different lengths of light fittings (pitch: 56 mm, quantity: 2 pieces).

System configuration diagram



- ① Max. connectable total length of LED fixture per power supply depends on capacity of power supply. Recommended loading factor: 70% (without dimming) or 60% (with dimming)
- ② If connectable length of LED fixture per circuit exceeds the maximum, please split into multiple circuit.
- ③ To avoid voltage drop, please consider the max. distance from power supply to the end of LED fixture. (i.e. total cable length plus LED fixture length)



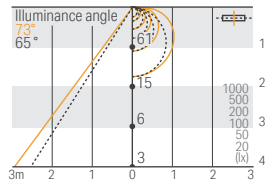
LRMZE RIMiT zen

Color temperature

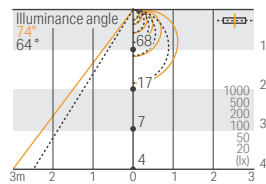
5000K 4000K 3500K 3000K 2700K 2400K

Direct horizontal surface light intensity distribution chart

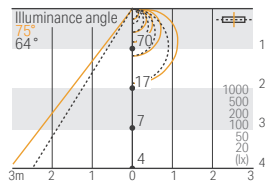
LRMZE-T1009 □ -N-DF -I-8
 Light source color 5000K
 Brightness 61 cd
 Luminous flux 479 lm
 Color rendering index Ra 91



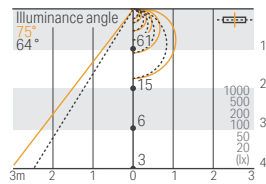
LRMZE-T1009 □ -W-DF -I-8
 Light source color 4000K
 Brightness 68 cd
 Luminous flux 571 lm
 Color rendering index Ra 96



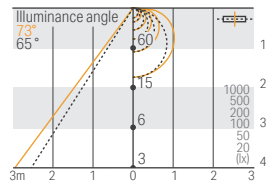
LRMZE-T1009 □ -WW-DF -I-8
 Light source color 3500K
 Brightness 70 cd
 Luminous flux 578 lm
 Color rendering index Ra 94



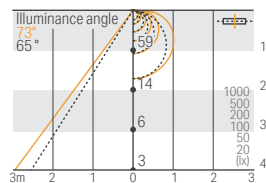
LRMZE-T1009 □ -L30-DF -I-8
 Light source color 3000K
 Brightness 61 cd
 Luminous flux 510 lm
 Color rendering index Ra 94



LRMZE-T1009 □ -L27-DF -I-8
 Light source color 2700K
 Brightness 60 cd
 Luminous flux 501 lm
 Color rendering index Ra 95



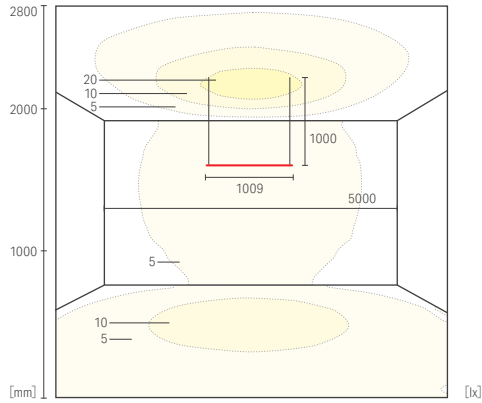
LRMZE-T1009 □ -L24-DF -I-8
 Light source color 2400K
 Brightness 59 cd
 Luminous flux 466 lm
 Color rendering index Ra 92



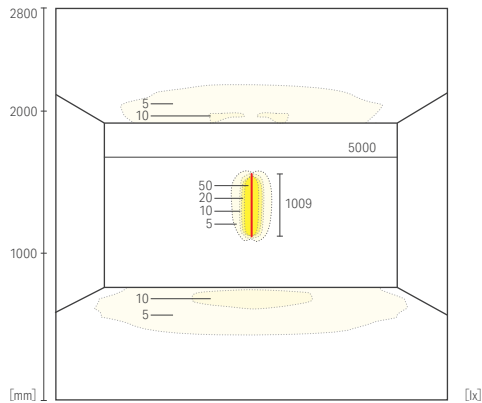
Recommend dimensions and illumination distributions

@2700K

Pendant CH=2800



Bracket CH=2800





ZEn

RIMiT zen



Luci Pte. Ltd.

Singapore World HQ

52A Tanjong Pagar Road, Singapore 088473
Tel: +65-6291-2410 E-mail: info@luci.co.jp

Hong Kong Marketing Office

Unit 601-02, 6/F Union Park Tower, 168 Electric Road, Fortress Hill, Hong Kong
Tel: +852-2219-8462 E-mail: info@luci.co.jp

LUCI (SHANGHAI) LIGHTING TECHNOLOGY CO., LTD.

Shanghai China mainland Regional HQ

Rm.1804, South Building, 300 Xuanhua Rd., Changning District, Shanghai(200050)PRC.
Tel: +86-21-5238-9115 E-mail: info@luci.co.jp

Beijing Office

Rm.1030 Building102, (Qingnian Rd) Qingniangongshe., Chaoyang North Rd, Chaoyang District, Beijing(100026)PRC.
Tel: +86-10-6556-9541 E-mail: info@luci.co.jp

<https://www.luci.co.jp/led/en/>

RIMiT zen
WEB

