


LRMMR-T

Color management
MacAdam 3 step  1 years warranty



- Round dotless lines with 8.8mm diameter
- Mounting clips that allow light distribution to be freely changed 360° after installation
- 33mm to 1508mm, 60 sizes available



Model No. (Open end)

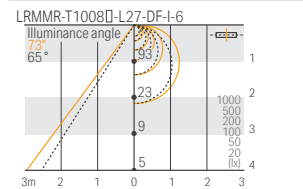
LRMMR - T - - DF - I - 6

Model No. (Connector)

LRMMR - T - - DF - I - 6 (C)

Product Name	Length / Lead wire	Light source color	Cover Type	Wattage	Connector
LRMUS	Refer to Custom order length	N : Natural white W : White WW : Warm white 3500K L30 : Warm white 3000K L27 : Warm white 2700K L24 : Warm white 2400K	DF : Diffuser	6 : 6.4W/m	(C) : Connector
	W : Both ends S : One end		Environment I : Indoor		

Light Intensity



Specification

Model No.	Open end	LRMMR-T1000 S/W-□-DF-I-6
	Connector	LRMMR-T1000 S/W-□-DF-I-6 (C)
Power consumption	6.4 W/m	
Fitting length(L)	33 mm ~ 1508 mm	
Weight	70 g / 1008 mm	
Luminaire efficacy(2700K)	73.9 lm/W	
Light source color	Delivered CCT	○ = Device inventory
N 5000K Ra92	4600K	○ 465 lm
W 4000K Ra91	3700K	○ 460 lm
WW 3500K Ra93	3300K	○ 442 lm
L30 3000K Ra92	2900K	○ 405 lm
L27 2700K Ra92	2600K	○ 402 lm
L24 2400K Ra92	2400K	○ 369 lm

Specification may be subject to change without announcement. The optical data provided on the each product pages are for reference only; the data values are not guaranteed. Please use as reference materials for your planning.

General Specification

Input voltage	DC24V
Environment	Indoor (no condensation)
Max. length Per circuit	3.5m
Material (body)	Polycarbonate, Aluminum
Attachments	-
Accessories	① Mounting clip G for RIMiT mr ② Mounting clip D for RIMiT ③ Mounting clip F for RIMiT ④ Lift Parts for RIMiT ⑤ Magnet Set A ⑥ Power supply cable 5M
Certification	CE
Dimmable	Yes (0-10V/1-10V, DMX, DALI, PWM)

External dimension

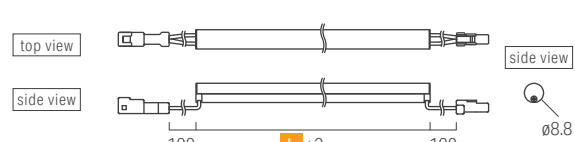
Luci RIMiT mr Indoor / **W** Both ends lead wire, Open end

LRMMR - T W - □ - DF - I - 6



Luci RIMiT mr Indoor / **W** Both ends lead wire, (C) Connector

LRMMR - T W - □ - DF - I - 6 (C)

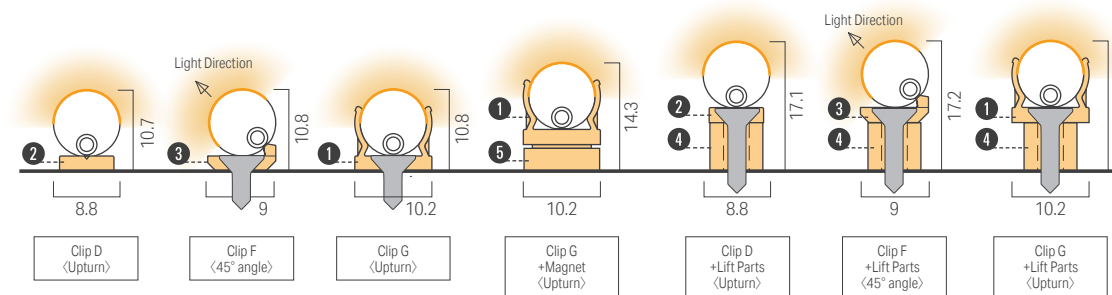


Custom order products size

Length	Fitting length	Power consumption	Mounting Clip
Length	L	(W)	
0033	32.2	0.2	1 pcs
0058	57.2	0.3	
0083	82.2	0.5	
0108	107.2	0.6	
0133	132.2	0.8	
0158	157.2	1.0	
0183	182.2	1.1	2 pcs Recommended pitch 60 to 230mm
0208	207.2	1.3	
0233	232.2	1.4	
0258	257.2	1.6	
0283	282.2	1.8	
0308	307.2	1.9	
0333	332.2	2.1	3 pcs Recommended pitch 140 to 370mm
0358	357.2	2.2	
0383	382.2	2.4	
0408	407.2	2.6	
0433	432.2	2.7	
0458	457.2	2.9	
0483	482.2	3.0	4 pcs Recommended pitch 250 to 400mm
0508	507.2	3.2	
0533	532.2	3.4	
0558	557.2	3.5	
0583	582.2	3.7	
0608	607.2	3.8	
0633	632.2	4.0	5 pcs Recommended pitch 315 to 375mm
0658	657.2	4.2	
0683	682.2	4.3	
0708	707.2	4.5	
0733	732.2	4.6	
0758	757.2	4.8	

Length	Fitting length	Power consumption	Mounting Clip
Length	L	(W)	
0783	782.2	5.0	1 pcs
0808	807.2	5.1	
0833	832.2	5.3	
0858	857.2	5.4	
0883	882.2	5.6	
0908	907.2	5.8	
0933	932.2	5.9	2 pcs Recommended pitch 60 to 230mm
0958	957.2	6.1	
0983	982.2	6.2	
1008	1007.2	6.4	
1033	1032.2	6.6	
1058	1057.2	6.7	
1083	1082.2	6.9	3 pcs Recommended pitch 140 to 370mm
1108	1107.2	7.0	
1133	1132.2	7.2	
1158	1157.2	7.4	
1183	1182.2	7.5	
1208	1207.2	7.7	
1233	1232.2	7.8	4 pcs Recommended pitch 250 to 400mm
1258	1257.2	8.0	
1283	1282.2	8.2	
1308	1307.2	8.3	
1333	1332.2	8.5	
1358	1357.2	8.6	
1383	1382.2	8.8	5 pcs Recommended pitch 315 to 375mm
1408	1407.2	9.0	
1433	1432.2	9.1	
1458	1457.2	9.3	
1483	1482.2	9.4	
1508	1507.2	9.6	

Cross sectional view when installing accessories



Accessories

<p>Fixture ① Mounting clip G for RIMiT mr Model No : LRMMR-PT-G 5 pcs/1 bag</p> <p>For magnet installation, please refer the required number of clip to the table on P.8</p>	<p>Fixture ② Mounting clip D for RIMiT Model No : LRM-PT-D 5 pcs/1 bag</p>
<p>45° Fixture ③ Mounting clip F for RIMiT Model No : LRM-PT-F 5 pcs/1 bag</p>	<p>Fixture ④ Lift Parts for RIMiT Model No : LRM-PT-B 2 pcs/1 bag</p> <p>Lift parts must be used with ①②③ mounting clip</p> <p>For magnet installation, please refer the required number of clip to the table on P.8</p>
<p>for Mounting clip installation ⑤ Magnet Set A</p> <p>Model No : MG-A 5 pcs/1 bag</p> <p>Used for installing LED fixture with ① Mounting clip G on metal plate. Metal plate is required by installer.</p>	<p>Power supply cable ⑥ Power supply cable 5M Model No : CAD-5000-MEFE-O</p> <p>1 pcs per circuit for connecting the LED fixture to power supply or dimmer driver.</p>