


- Updated with low wattage high lumen LED series
- Available 4 different wattage variations
- Customisable every 100mm increment up to 1.4M
- 5.5mm width homogeneous rigid light
- Ideal for recessed linear light for wall, ceiling and furniture
- Available for magnet installation



Model No. LNLy - □□□□ - □ - DF - I - □

Product Name	Length	Light source color	Cover Type	Environment	Wattage																																	
LFY7	<table border="1"> <tr><td>0111</td><td>0611</td><td>1111</td></tr> <tr><td>0211</td><td>0711</td><td>1211</td></tr> <tr><td>0311</td><td>0811</td><td>1311</td></tr> <tr><td>0411</td><td>0911</td><td>1411</td></tr> <tr><td>0511</td><td>1011</td><td></td></tr> </table>	0111	0611	1111	0211	0711	1211	0311	0811	1311	0411	0911	1411	0511	1011		<table border="1"> <tr><td>D : 6500K</td><td>L30 : 3000K</td></tr> <tr><td>N : 5000K</td><td>L27 : 2700K</td></tr> <tr><td>W : 4000K</td><td>L25 : 2500K</td></tr> <tr><td>WW : 3500K</td><td>L22 : 2200K</td></tr> <tr><td></td><td>L20 : 2000K</td></tr> </table>	D : 6500K	L30 : 3000K	N : 5000K	L27 : 2700K	W : 4000K	L25 : 2500K	WW : 3500K	L22 : 2200K		L20 : 2000K	DF : Diffuser	I : Indoor	<table border="1"> <tr><td>2</td><td>: 2.1 W/m</td></tr> <tr><td>4</td><td>: 4.2 W/m</td></tr> <tr><td>6</td><td>: 6.4 W/m</td></tr> <tr><td>10</td><td>: 10.8 W/m</td></tr> </table>	2	: 2.1 W/m	4	: 4.2 W/m	6	: 6.4 W/m	10	: 10.8 W/m
0111	0611	1111																																				
0211	0711	1211																																				
0311	0811	1311																																				
0411	0911	1411																																				
0511	1011																																					
D : 6500K	L30 : 3000K																																					
N : 5000K	L27 : 2700K																																					
W : 4000K	L25 : 2500K																																					
WW : 3500K	L22 : 2200K																																					
	L20 : 2000K																																					
2	: 2.1 W/m																																					
4	: 4.2 W/m																																					
6	: 6.4 W/m																																					
10	: 10.8 W/m																																					

Specification

Model No.	LNLy-(Length)-(Light source color)-DF-I-(Wattage)			
Wattage(Code)	2	4	6	10
Wattage per meter	2.1 W	4.2 W	6.4 W	10.8 W
Luminaire efficacy @2700K	17.2 lm/W	16.9 lm/W	16.9 lm/W	16.8 lm/W

Luman output		Light source color(Code) CRI				
D	6500K	Ra 96	38.3 lm	75.4 lm	113.6 lm	205.7 lm
N	5000K	Ra 93	40.9 lm	80.4 lm	120.9 lm	203.9 lm
W	4000K	Ra 97	40.2 lm	79 lm	118.8 lm	200.2 lm
WW	3500K	Ra 97	39.8 lm	78.3 lm	117.7 lm	198.4 lm
L30	3000K	Ra 95	38.7 lm	76.1 lm	114.5 lm	193 lm
L27	2700K	Ra 94	36.5 lm	71.8 lm	108 lm	182 lm
L25	2500K	Ra 94	27 lm	53.1 lm	79.9 lm	134.7 lm
L22	2200K	Ra 93	25.2 lm	49.5 lm	74.5 lm	125.6 lm
L20	2000K	Ra 91	23 lm	45.2 lm	68 lm	114.7 lm

Length(Code)	Fitting length	Weight	Wattage			
0111	111 mm	25 g	0.2 W	0.5 W	0.7 W	1.2 W
0211	211 mm	40 g	0.4 W	0.9 W	1.3 W	2.3 W
0311	311 mm	55 g	0.7 W	1.3 W	2.0 W	3.3 W
0411	411 mm	70 g	0.9 W	1.7 W	2.6 W	4.4 W
0511	511 mm	85 g	1.1 W	2.1 W	3.2 W	5.5 W
0611	611 mm	100 g	1.3 W	2.6 W	3.9 W	6.5 W
0711	711 mm	115 g	1.5 W	3.0 W	4.5 W	7.6 W
0811	811 mm	130 g	1.7 W	3.4 W	5.1 W	8.7 W
0911	911 mm	145 g	1.9 W	3.8 W	5.8 W	9.8 W
1011	1011 mm	160 g	2.1 W	4.2 W	6.4 W	10.8 W
1111	1111 mm	175 g	2.3 W	4.7 W	7.0 W	11.9 W
1211	1211 mm	190 g	2.5 W	5.1 W	7.7 W	13.0 W
1311	1311 mm	205 g	2.8 W	5.5 W	8.3 W	14.1 W
1411	1411 mm	220 g	3.0 W	5.9 W	8.9 W	15.1 W

General Specification

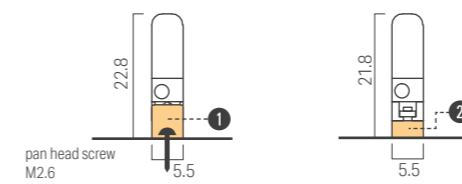
Input voltage	DC24V
Environment	Indoors (no condensation)
Max. length per circuit	5m
Material	Polycarbonate, Aluminum
Attachments	1 Mounting clip 2 pcs for standard mounting clip 2 pcs for end mounting clip
Accessories	1 Mounting clip 2 Magnet
Certification	CE, PBT FREE
Dimmable	Yes (0-10V/1-10V, DMX, DALI, PWM, Casambi)

Max. connectable length per PSU

Length of light fixture (70% loading factor) *: split into multiple circuits				PSU
2.1 W/m	4.2 W/m	6.4 W/m	10.8 W/m	
~16.7 m*	~8.3 m*	~5.5 m*	~3.2 m	50W
~33.3 m*	~16.7 m*	~10.9 m*	~6.5 m*	100W
~50 m*	~25 m*	~16.4 m*	~9.7 m*	150W

Specification may be subject to change without announcement. The optical data provided on the each product pages are for reference only; the data values are not guaranteed. Please use as reference materials for your planning.

Cross sectional view with accessories

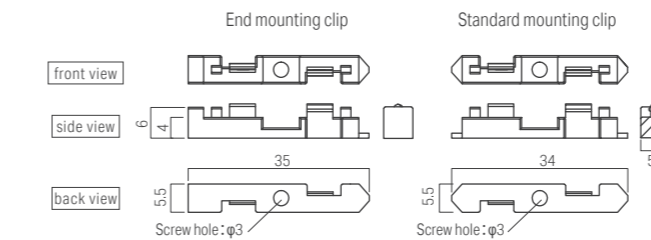


Accessories

1 Mounting clip A for nano line Attachments

Model No : LNL-PTA
Attached with light fixture
2 pcs for standard and 2 pcs of end mounting clip for less than 1M fixture

For extra order
4 pcs of standard and 4 pcs of end mouting clip
Fixture more than 1M need 2 pcs of end and 4 pcs of standard mouting clips

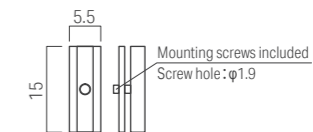


2 Magnet for nano line

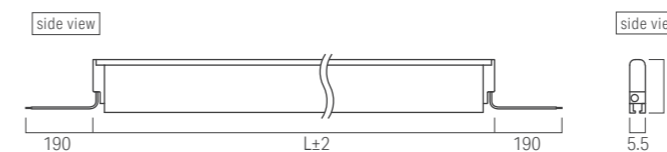
Model No : LNL-MG
10 pcs / bag

Recommended number of magnets
2pcs 0111-0311
3pcs 0411-0511
4pcs 0611-1011
5pcs 1111-1411

Used for installing light fixture on metal plate.
Metal plate is required to supply by installer.
The magnets need to be fixed by installer.



External dimensions



Recommended No. of clips & magnets

Length	0111-0311	0411-0611	0711-1011	1111-1411	
Attachments					
1 Standard Mounting clip	2pcs	2pcs	2pcs	4pcs	Unit of order
1 End Mounting clip	2pcs	2pcs	2pcs	2pcs	
Recommended No. of					
1 Standard Mounting clip	-	1pc	2pcs	3pcs	4pcs
1 End Mounting clip	2pcs	2pcs	2pcs	2pcs	4pcs
1 Magnet	2pcs	3pcs	4pcs	5pcs	10pcs