

# Luci FLEX α F IP65

## LFXF-0

Color management  
ANSI BIN



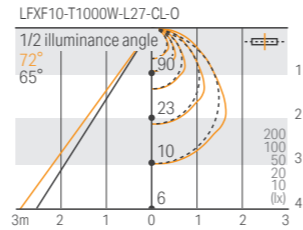
3 years warranty

- Flexible strip with bending sideways
- Customised length available up to 5m per roll, 62.4mm increments
- Covered with soft acrylic tube

Model No.

<b>LFXF</b> □ □ - <b>T</b> □ □ □ □ □ - □ - □ - <b>0</b>
<b>Product Name / LED pitch</b> - <b>Length / Lead wire</b> - <b>Light source color</b> - <b>Tube type</b> - <b>Environment</b>
LFXF10 - Custom order length - D : Daylight white, W : White, WW : Warm white 3500K, L30 : Warm white 3000K, L27 : Warm white 2700K, L24 : Warm white 2400K - CL : Clear, DF : Diffuser - O : Outdoor
W : Both ends, S : One ends

### Light Intensity



### Specification @ Clear cover

LED pitch	10mm pitch	
Model No.	LFXF10-T1000W-□-CL-O	
Power consumption	3.9W/m	
Fitting length(L)	1010mm	
Weight	40g	
Unit length	62.4mm (6 LED)	
Luminaire efficacy(2700K)	64.6 lm/W	
Light source color	○ = Device inventory * = Equivalent * = Please contact us since it is made-to-order products and has MOQ.	
D 7100K Ra74	*	311lm*
N 5300K	-	-
W 4200K Ra70	○	330lm*
WW 3500K Ra75	○	281lm*
L30 3000K Ra70	○	302lm*
L27 2700K Ra71	○	252lm
L24 2400K Ra65	*	245lm*
L19 1900K	-	-

### General Specification

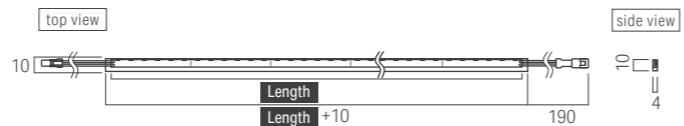
Input voltage	DC24V
LED beam angle	120°
Environment	In/Outdoor (no condensation) IP65
Max. length per circuit	5m
Min. bending range	R50mm
Material (body)	Soft acrylic
Attachments	-
Option parts	① Mounting rail ② Mounting parts ③ ④ Mounting clip ⑤ Power supply cable
Certification	CE, BIS
Dimmable	Yes (0-10V/1-10V, DMX, DALI, PWM)
Power Supplies	Required

### Max. connectable length per power supply

Length of LED fixture (70% loading factor) *: split into multiple circuits	Power supply
~9m*	50W power supply
~18m*	100W power supply
~27m*	150W power supply



### External dimensions



### Prohibited installation places:

- direct expose to water / pooling of water
- direct sunlight
- liquids including choline or chemicals
- high temperature and high humidity such as saunas
- coastal areas which are affected by sea spray

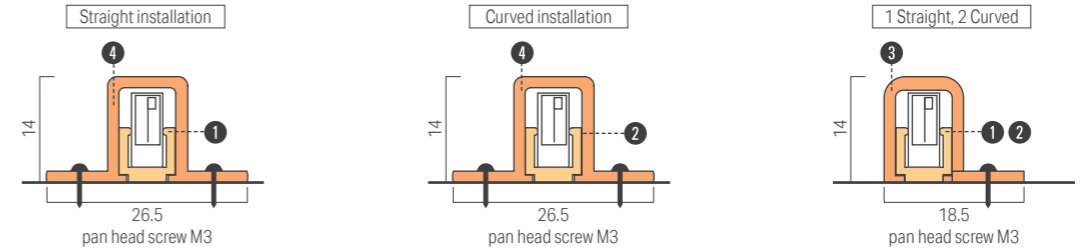
### Caution:

Do not cut the LED fixture and the lead wire of outdoor product at a job site. Please do appropriate treatment for the lead wire and connector of the terminal of outdoor LED fixture.



Luci FLEX α F IP65

### Cross sectional view when installing optional items



### Option parts

- Mounting rail 1000 for FLEX α**  
Model No : LFX-RL1000  
① Mounting clip for FLEX α rail (10 pcs / bag) is included.
- Mounting parts for FLEX α**  
Model No : LFX-RL0015  
10 pcs / bag  
① Mounting clip for FLEX α rail (10 pcs / bag) is included.  
For curved installation
- Mounting clip B for FLEX α**  
Model No : LFX-RC-B  
10 pcs / bag  
Narrower clip used with rail ① or parts ②  
Screw hole : φ 4.5
- Mounting clip 1000 for FLEX α rail** Attachments for ① & ②  
Model No : LFX-RC  
for extra order, 10 pcs / bag  
Screw hole : φ 4
- Outdoor cable 3M TR connector for FLEX** **Required**  
Model No : CAD-3000-MEFE-0  
1 pc per circuit for connecting the LED fixture to power supply or dimmer driver.

### Custom order length

Luci FLEX α F IP65 10mm pitch (3.9 W/m)				
Corresponds to Length of Model No. and External dimensions				
0063	1063	2063	3063	4063
0125	1125	2125	3125	4125
0188	1188	2188	3188	4188
0250	1250	2250	3250	4250
0313	1313	2313	3313	4313
0375	1375	2375	3375	4375
0438	1438	2438	3438	4438
0500	1500	2500	3500	4500
0563	1563	2563	3563	4563
0625	1625	2625	3625	4625
0688	1688	2688	3688	4688
0750	1750	2750	3750	4750
0813	1813	2813	3813	4813
0875	1875	2875	3875	4875
0938	1938	2938	3938	4938
1000	2000	3000	4000	5000