

# Luci FLEX α F

## LFXF

Color management  
ANSI BIN



3 years warranty

- Side bend flexible strip with 4 × 10 mm cross-section
- Cuttable every 6 LEDs (62.4mm)
- Accessory for straight/curved installation

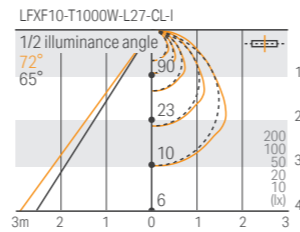


Model No.

**LFXF**    - **T**      -  -  -  |

Product Name / LED pitch	Length / Lead wire	Light source color	Tube type	Environment
LFXF10	Custom order length W: Both ends S: One ends	D : Daylight white W : White WW : Warm white 3500K L30 : Warm white 3000K L27 : Warm white 2700K L24 : Warm white 2400K	CL: Clear DF: Diffuser	I: Indoor

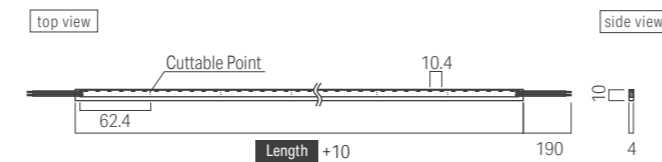
### Light Intensity



### Specification @ Clear cover

LED pitch	10mm pitch
Model No.	LFXF10-T1000W-□-CL-I
Power consumption	3.9W/m
Fitting length(L)	1010mm
Weight	40g
Cuttable unit	62.4mm (6 LED)
Luminaire efficacy(2700K)	64.6 lm/W
Light source color	○ = Device inventory * = Equivalent * = Please contact us since it is made-to-order products and has MOQ.
D 7100K Ra74	* 311lm*
N 5300K	-
W 4200K Ra70	○ 330lm*
WW 3500K Ra75	○ 281lm*
L30 3000K Ra70	○ 302lm*
L27 2700K Ra71	○ 252lm
L24 2400K Ra65	* 245lm*
L19 1900K	-

### External dimensions



### General Specification

Input voltage	DC24V
LED beam angle	120°
Environment	Indoors (no condensation)
Max. length per circuit	5m
Min. bending range	R50mm
Material (body)	Soft acrylic
Attachments	⑤ End cap 2pcs
Option parts	① Mounting rail ② Mounting parts ③④ Mounting clip ⑤ End cap
Certification	CE, BIS
Dimmable	Yes (0-10V/1-10V, DMX, DALI, PWM)
Power Supplies	Required

### Max. connectable length per power supply

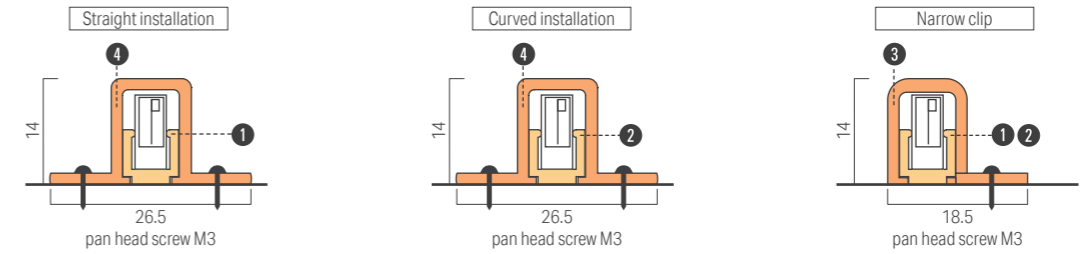
Length of LED fixture (70% loading factor) *: split into multiple circuits	Power supply
~9m*	50W power supply
~18m*	100W power supply
~27m*	150W power supply

### Custom order length

Luci FLEX α F 10mm pitch (3.9 W/m)					
Corresponds to Length of Model No. and External dimensions					
0063	1063	2063	3063	4063	
0125	1125	2125	3125	4125	
0188	1188	2188	3188	4188	
0250	1250	2250	3250	4250	
0313	1313	2313	3313	4313	
0375	1375	2375	3375	4375	
0438	1438	2438	3438	4438	
0500	1500	2500	3500	4500	
0563	1563	2563	3563	4563	
0625	1625	2625	3625	4625	
0688	1688	2688	3688	4688	
0750	1750	2750	3750	4750	
0813	1813	2813	3813	4813	
0875	1875	2875	3875	4875	
0938	1938	2938	3938	4938	
1000	2000	3000	4000	5000	

# Luci FLEX α F

### Cross sectional view when installing optional items



### Option parts

- Mounting rail 1000 for FLEX α**  
 Model No: LFX-RL1000  
 ① Mounting clip for FLEX α rail (10 pcs / bag) is included.
- Mounting parts for FLEX α**  
 Model No: LFX-RL0015  
 10 pcs / bag  
 ① Mounting clip for FLEX α rail (10 pcs / bag) is included.  
 For curved installation
- Mounting clip B for FLEX α**  
 Model No: LFX-RC-B  
 10 pcs / bag  
 Narrower clip used with rail ① or parts ②  
 Screw hole: φ 4.5
- Mounting clip 1000 for FLEX α rail** Attachments for ① & ②  
 Model No: LFX-RC  
 for extra order, 10 pcs / bag  
 Screw hole: φ 4
- End cap for α Flat**  
 Model No: LFX-EC  
 Attached with LED fixture on request  
 2 pcs / bag per LED fixture  
 For sealing the open end of LED fixture after cutting.  
 Sealing glue is required to supply by installer.  
 Acrylic glue is recommended.  
 For extra order, 10 pcs / bag  
 Adhesive for sealing poured into the body