

# LFPA



- Flexible strip with bending sideways suitable for curved light trough
- Cuttable every 2 LEDs (40mm)
- Accessory for straight/curved installation

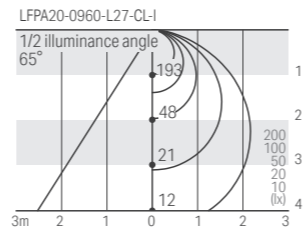


Model No.

**LFPA20 - 0960 - □ - CL - I**

Product Name / LED pitch	Length	Light source color	Tube type	Environment
LFPA20 : 20mm pitch	0960	N : Natural white W : White WW : Warm white 3500K L30 : Warm white 3000K L27 : Warm white 2700K L24 : Warm white 2400K L19 : Warm white 1900K	CL : Clear	I : Indoor

Light Intensity Refer to P.87



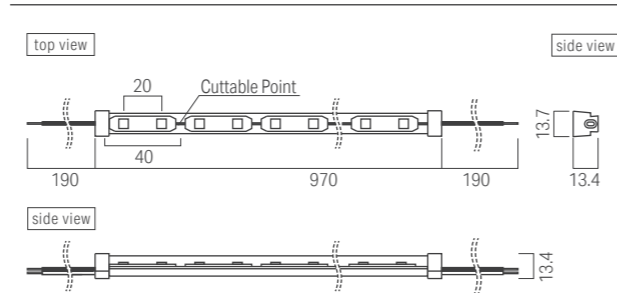
### Specification

LED pitch	20mm pitch	
Model No.	LFPA20-0960-□-CL-I	
Power consumption	10.4W/m	
Fitting length(L)	970mm	
Weight	60g	
Cuttable unit	40mm (2 LED)	
Luminaire efficacy(2700K)	74.1 lm/W	
Light source color	○ = Device inventory * = Equivalent * = Please contact us since it is made-to-order products and has MOQ.	
D 7100K	-	
N 5300K Ra90	○	613lm
W 4200K Ra90	○	640lm
WW 3500K Ra90	○	613lm
L30 3000K Ra90	○	555lm
L27 2700K Ra90	○	540lm
L24 2400K Ra90	○	440lm
L19 1900K Ra70	*	482lm

### General Specification

Input voltage	DC24V
LED beam angle	120°
Environment	Indoors (no condensation)
Max. length per circuit	5m
Min. bending range	R150mm
Material (body)	Soft acrylic
Attachments	④ End cap 2pcs
Option parts	① Mounting rail ② Mounting parts ③ Mounting clip ④ End cap ⑤ Magnet
Certification	CE, BIS
Dimmable	Yes (0-10V/1-10V, DMX, DALI, PWM, etc.)
Power Supplies	Required

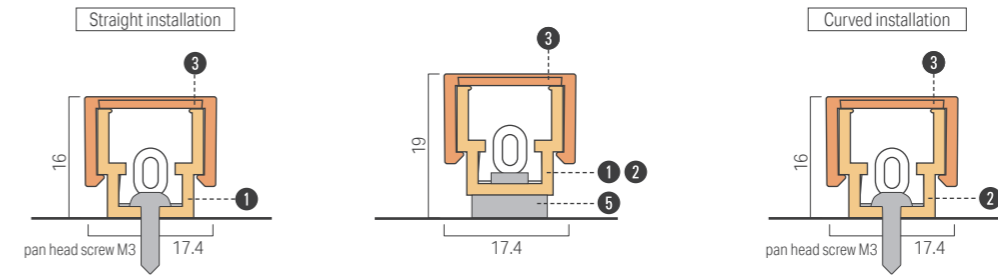
### External dimensions



### Max. connectable length per power supply

Length of LED fixture (70% loading factor) *: split into multiple circuits	Power supply
~3.5m	50W power supply
~7m*	100W power supply
~10.5m*	150W power supply

### Cross sectional view when installing optional items



### Option parts

**① Mounting rail 900 for Power FLEX α**  
Model No : LFPA-RL0900  
③ Mounting clip for rail (5 pcs) is included.

**② Mounting parts for Power FLEX α**  
Model No : LFPA-RL0030  
5 pcs / bag  
③ Mounting clip for rail (5 pcs) is included.

**③ Mounting clip for rail** Attachments for ① & ②  
Model No : LFPA-PT  
For extra order, 5 pcs / bag

**④ End cap for Power FLEX α** Attachment  
Model No : LFPA-EC  
Attached with LED fixture on request  
2 pcs / bag per LED fixture  
For sealing the open end of LED fixture after cutting. Sealing glue is required to supply by installer. Acrylic glue is recommended.  
For extra order, 2 pcs / bag

**⑤ Magnet set for rail**  
Model No : MG-R  
4 pcs / bag  
Used for installing LED fixture with mounting rail ① on metal plate. Metal plate is required by installer.